


Introductory sub-table (I)(a)

Name of the Company:	CHOKSI IMAGING LIMITED		
Scrip Code, Name of the scrip, class of security:	530427		
Quarter ended:	30/09/2014		
Partly paid-up shares:-	No. of partly paid-up shares	As a % of total no. of partly paid-up shares	As a % of total no. of shares of the company
Held by promoter/promoter group	NIL	NIL	NIL
Held by public	NIL	NIL	NIL
Total - D	NIL	NIL	NIL
Outstanding convertible securities:-	No. of outstanding securities	As a % of total no. of outstanding convertible securities	As a % of total no. of shares of the company, assuming full conversion of the convertible securities
Held by promoter/promoter group	NIL	NIL	NIL
Held by public	NIL	NIL	NIL
Total - E	NIL	NIL	NIL
Warrants:-	No. of warrants	As a % of total no. of warrants	As a % of total no. of shares of the company, assuming full conversion of warrants
Held by promoter/promoter group	NIL	NIL	NIL
Held by public	NIL	NIL	NIL
Total - F	NIL	NIL	NIL
Total paid-up capital of the company, assuming full conversion of warrants and convertible securities	3900000		




Statement Showing Shareholding Pattern


Company Name: C-HOKSI IMAGING LIMITED

Table (I)(a)

Category code	Category of Shareholder	Number of Shareholders	Total number of shares	Number of shares held in dematerialized form	Total shareholding as a percentage of total number of shares		Shares Pledged or otherwise encumbered	
					As a percentage of (A+B)1	As a percentage of (A+B+C)	Number of shares	As a percentage
(I)	(II)	(III)	(IV)	(V)	(VI)	(VII)	(VIII)	(IX)= (VIII)/(IV)*100
(A)	Shareholding of Promoter and Promoter Group2							
	1 Indian							
(a)	Individuals/ HUF	0	0	0	0.00	0.00	0	0.00
(b)	Central Govt./ State Govt.(s)	0	0	0	0.00	0.00	0	0.00
(c)	Bodies Corporate	0	0	0	0.00	0.00	0	0.00
(d)	Financial Institutions/ Banks	0	0	0	0.00	0.00	0	0.00
(e)	Any Others(Specify)							
(e-i)	Directors Relatives	13	969584	969584	24.86	24.86	0	0.00
(e-ii)	Directors	4	603051	603051	15.46	15.46	0	0.00
	Sub Total(A)(1)	17	1572635	1572635	40.32	40.32	0	0.00
	2 Foreign							
a	Individuals (NRI/Foreign Individua s)	2	206610	206610	5.30	5.30	0	0.00
b	Bodies Corporate	0	0	0	0.00	0.00	0	0.00
c	Institutions	0	0	0	0.00	0.00	0	0.00
d	Qualified Foreign Investor	0	0	0	0.00	0.00	0	0.00
e	Any Others(Specify)	0	0	0	0.00	0.00	0	0.00
	Sub Total(A)(2)	2	206610	206610	5.30	5.30	0	0.00
	Total Shareholding of Promoter and Promoter Group (A)= (A)(1)+(A)(2)	19	1779245	1779245	45.62	45.62	0	0.00
(B)	Public shareholding							
	1 Institutions							
(a)	Mutual Funds/ UTI	0	0	0	0.00	0.00	0	0.00
(b)	Financial Institutions / Banks	0	0	0	0.00	0.00	0	0.00
(c)	Central Government/ State Governmen-(s)	0	0	0	0.00	0.00	0	0.00
(d)	Venture Capital Funds	0	0	0	0.00	0.00	0	0.00
(e)	Insurance Companies	0	0	0	0.00	0.00	0	0.00
(f)	Foreign Institutional Investors	0	0	0	0.00	0.00	0	0.00
(g)	Foreign Venture Capital Investors	0	0	0	0.00	0.00	0	0.00
(h)	Qualif ed Foreign Investor	0	0	0	0.00	0.00	0	0.00
(i)	Any Other (specify)	0	0	0	0.00	0.00	0	0.00
	Sub-Total (B)(1)	0	0	0	0.00	0.00	0	0.00



B 2	Non-institutions								
(a)	Bodies Corporate	51	214378	209478	5.50	5.50	0		0.00
(b)	Individuals								
I	Ind-Hold nominal shr capital upto Rs.1L	2263	1239439	962439	31.78	31.78	0		0.00
II	Ind-Hold nominal shr capital in excess of Rs.1L	16	488084	488084	12.51	12.51	0		0.00
(c)	Qalified Foregin Investor	0	0	0	0.00	0.00	0		0.00
(d)	Any Other (specify)								
(d-i)	Others	0	0	0	0.00	0.00	0		0.00
(d-ii)	Clearing member	1	1	1	0.00	0.00	0		0.00
(d-iii)	NRIs	19	163353	50853	4.19	4.19	0		0.00
(d-iv)	NRI Corp Bodies	0	0	0	0.00	0.00	0		0.00
(d-v)	Foreign Corp Bodies (Including FDI)	0	0	0	0.00	0.00	0		0.00
(d-vi)	Customers	0	0	0	0.00	0.00	0		0.00
(d-vii)	Suppliers	0	0	0	0.00	0.00	0		0.00
(d-viii)	Foreign Nationals	0	0	0	0.00	0.00	0		0.00
(d-ix)	Trusts	0	0	0	0.00	0.00	0		0.00
(d-x)	Foreign (Promoters)	0	0	0	0.00	0.00	0		0.00
(d-xi)	Directors	6	12100	5100	0.31	0.31	0		0.00
(d-xii)	Directors Relatives	5	3400	0	0.09	0.09	0		0.00
(d-xiii)	Foreign Individuals (Including FDI)	0	0	0	0.00	0.00	0		0.00
	Sub-Total (B)(2)	2361	2120755	1715955	54.38	54.38	0		0.00
(B)	Total Public Shareholding (B)= (B)(1)+(B)(2)	2361	2120755	1715955	54.38	54.38	0		0.00
	TOTAL (A)+(B)	2380	3900000	3495200	100.00	100.00	0		0.00
(C)	Shares held by Custodians and against which Depository Receipts have been issued								
1	Promoter and Promoter Group	0	0	0	0.00	0.00	0		0.00
2	Public -	0	0	0	0.00	0.00	0		0.00
	Sub-Total (C)	0	0	0	0.00	0.00	0		0.00
GRAND TOTAL (A)+(B)+(C)		2380	3900000	3495200	100.00	100.00	0		0.00



(I)(b) Statement showing holding of securities (including shares, warrants, convertible securities) of persons belonging to the category "Promoter and Promoter Group"


Sr. No.	Name of the shareholder	Details of Shares held		Encumbered shares (*)			Details of warrants		Details of convertible securities		Total shares (including underlying shares assuming full conversion of warrants and convertible securities) as a % of diluted share capital
		Number of shares held	As a % of grand total (A) +(B) +(C)	No.	As a percentage	As a % of grand total (A)+(B)+(C) of sub-clause (I)(a)	Number of warrants held	As a % Total Number of warrants of the same Class	Number of convertible securities held	As a % Total Number of convertible securities of the same Class	
(I)	(II)	(III)	(IV)	(V)	(VI)	(VII)	(VIII)	(IX)	(X)	(XI)	(XII)
1	ANIL VADILAL CHOKSI	189927	4.87	0	0.00	0.00	0	0.00	0	0.00	0.00
2	BHARTI CHOKSI	17500	0.45	0	0.00	0.00	0	0.00	0	0.00	0.00
3	DEEPA CHOKSI	5939	0.15	0	0.00	0.00	0	0.00	0	0.00	0.00
4	GAURANGI CHOKSI	9999	0.26	0	0.00	0.00	0	0.00	0	0.00	0.00
5	GAURAV SURESH CHOKSI	194960	5.00	0	0.00	0.00	0	0.00	0	0.00	0.00
6	KOKILA SUDHAKAR LAGALI	35000	0.90	0	0.00	0.00	0	0.00	0	0.00	0.00
7	KUSUM CHOKSI	72230	1.85	0	0.00	0.00	0	0.00	0	0.00	0.00
8	MINAXI SURESH CHOKSI	312204	8.00	0	0.00	0.00	0	0.00	0	0.00	0.00
9	MITALI N BENGALI	42000	1.08	0	0.00	0.00	0	0.00	0	0.00	0.00
10	NAIMISH CHOKSI	131599	3.37	0	0.00	0.00	0	0.00	0	0.00	0.00
11	NAINESH VINOD BENGALI	85500	2.19	0	0.00	0.00	0	0.00	0	0.00	0.00
12	RATNA GAURAV CHOKSI	176782	4.53	0	0.00	0.00	0	0.00	0	0.00	0.00
13	SAMIR CHOKSI	86565	2.22	0	0.00	0.00	0	0.00	0	0.00	0.00
14	SHARAVATI CHOKSI	3350	0.08	0	0.00	0.00	0	0.00	0	0.00	0.00
15	SUNIL CHOKSI	75575	1.94	0	0.00	0.00	0	0.00	0	0.00	0.00
16	TUSHAR KANUBHAI CHOKSI	82133	2.11	0	0.00	0.00	0	0.00	0	0.00	0.00
17	URMILA K CHOKSI	76372	1.96	0	0.00	0.00	0	0.00	0	0.00	0.00
18	VARSHA PRASHANT SHAH	10000	0.26	0	0.00	0.00	0	0.00	0	0.00	0.00
19	YAMINI CHOKSI	171610	4.40	0	0.00	0.00	0	0.00	0	0.00	0.00
	TOTAL	1779245	45.62	0	0.00	0.00	0	0.00	0	0.00	0.00

(*) The term "encumbrance" has the same meaning as assigned to it in regulation 28(3) of the SAST Regulations, 2011




(I)(c)(i) Statement showing holding of securities (including shares, warrants, convertible securities) of persons belonging to the category "Public" and holding more than 1% of the total number of shares

Sr. No.	Name of the shareholder	Number of shares held	Shares as a percentage of total number of shares {i.e., Grand Total (A)+(B)+(C) indicated in Statement at para (I)(a) above}	Details of warrants		Details of convertible		Total shares (including underlying shares assuming full Conversion of warrants and convertible securities) as a % of diluted share capital
				Number of warrants held	As a % Total Number of warrants of the same Class	Number of convertible securities held	As a % Total Number of convertible securities of the same Class	
1	AKSHOBHYA HEALTHCARE PVT LTD	78407	2.01	0	0.00	0.00	0	0.00
2	ARPIT KANTILAL PATEL	42059	1.08	0	0.00	0.00	0	0.00
3	BINA BENGALI	75000	1.92	0	0.00	0.00	0	0.00
4	NINJA SECURTIES PRAVITE LIMITED	57948	1.49	0	0.00	0.00	0	0.00
5	SMITA VINOD BENGALI	70000	1.79	0	0.00	0.00	0	0.00
6	VINOD MANGALDAS BENGALI	92500	2.37	0	0.00	0.00	0	0.00
	TOTAL	415914	10.66	0	0.00	0.00	0	0.00



(I)(c)(ii) Statement showing holding of securities (including shares, warrants, convertible securities) of persons (together with PAC) belonging to the category "Public" and holding more than 5% of the total number of shares of the company

Sr. No.	Name(s) of the shareholder(s) and the Persons Acting in Concert (PAC) with them	Number of shares	Shares as a percentage of total number of shares {i.e., Grand Total (A)+(B)+(C) indicated in Statement at para (I)(a) above}	Details of warrants		Details of convertible		Total shares (including underlying shares assuming full Conversion of warrants and convertible securities) as a % of diluted share capital
				Number of warrants	As a % Total Number of warrants of the same Class	Number of convertible securities held	% w.r.t Total Number of convertible securities of the same Class	
1		0	0.00	0	0.00	0	0.00	0.00
	TOTAL	0	0.00	0	0.00	0	0.00	0.00



(I)(d) Statement showing details of locked-in shares


Sr. No.	Name of the shareholder	Number of locked-in shares	Locked-in shares as a percentage of total number of shares {i.e., Grand Total (A)+(B)+(C) indicated in Statement at para (I)(a) above}	Promoter / Promoter Group / Public
1		0	0.00	
	TOTAL	0	0.00	



(II)(a)

Statement showing details of Depository Receipts (DRs)

Sr. No.	Type of outstanding DR (ADRs, GDRs, SDRs, etc.)	Number of outstanding DRs	Number of shares underlying outstanding DRs	Shares underlying outstanding DRs as a percentage of total number of shares {i.e., Grand Total (A)+(B)+(C) indicated in Statement at para (I)(a) above}
1		0	0	0
	TOTAL	0	0	0



(II)(b) Statement showing holding of Depository Receipts (DRs), where underlying shares held by 'promoter/promoter group' are in excess of 1% of the total number of shares

Sr. No.	Name of the DR Holder	Type of outstanding DR (ADRs, GDRs, SDRs, etc.)	Number of shares underlying outstanding DRs	Shares underlying outstanding DRs as a percentage of total number of shares {i.e., Grand Total (A)+(B)+(C) indicated in Statement at para (I)(a) above}
1		0	0	0
	TOTAL	0	0	0

