

**Introductory sub-table (I)(a)**

**Name of the Company:** CHOKSI IMAGING LIMITED  
**Scrip Code, Name of the scrip, class of security:** 530427  
**Quarter ended:** 31/12/2012

<b>Partly paid-up shares:-</b>	<b>No. of partly paid-up shares</b>	<b>As a % of total no. of partly paid-up shares</b>	<b>As a % of total no. of shares of the company</b>
Held by promoter/promoter group	NIL	NIL	NIL
Held by public	NIL	NIL	NIL
<b>Total - D</b>	<b>NIL</b>	<b>NIL</b>	<b>NIL</b>
<b>Outstanding convertible securities:-</b>	<b>No. of outstanding securities</b>	<b>As a % of total no. of outstanding convertible securities</b>	<b>As a % of total no. of shares of the company, assuming full conversion of the convertible securities</b>
Held by promoter/promoter group	NIL	NIL	NIL
Held by public	NIL	NIL	NIL
<b>Total - E</b>	<b>NIL</b>	<b>NIL</b>	<b>NIL</b>
<b>Warrants:-</b>	<b>No. of warrants</b>	<b>As a % of total no. of warrants</b>	<b>As a % of total no. of shares of the company, assuming full conversion of warrants</b>
Held by promoter/promoter group	NIL	NIL	NIL
Held by public	NIL	NIL	NIL
<b>Total - F</b>	<b>NIL</b>	<b>NIL</b>	<b>NIL</b>
<b>Total paid-up capital of the company, assuming full conversion of warrants and convertible securities</b>	<b>3900000</b>		



For CHOKSI IMAGING LIMITED.

*[Signature]*  
 COMPANY SECRETARY

**Statement Showing Shareholding Pattern**

Company Name: CHOKSI IMAGING LIMITED

**Table (I)(a)**

Category code	Category of Shareholder	Number of Shareholders	Total number of shares	Number of shares held in dematerialized form	Total shareholding as a percentage of total number of shares		Shares Pledged or otherwise encumbered	
					As a percentage of(A+B)1	As a percentage of (A+B+C)	Number of shares	As a percentage
(I) (A)	(II) Shareholding of Promoter and Promoter Group2	(III)	(IV)	(V)	(VI)	(VII)	(VIII)	(IX)= (VIII)/(IV)*100
	<b>1 Indian</b>							
(a)	Individuals/ HUF	1	19000	19000	0.49	0.49	0	0.00
(b)	Central Govt./ State Govt.(s)	0	0	0	0.00	0.00	0	0.00
(c)	Bodies Corporate	0	0	0	0.00	0.00	0	0.00
(d)	Financial Institutions/ Banks	0	0	0	0.00	0.00	0	0.00
(e)	Any Others(Specify)							
(e-i)	Directors Relatives	15	890302	890302	22.83	22.83	0	0.00
(e-ii)	Directors	4	603051	603051	15.46	15.46	0	0.00
	<b>Sub Total(A)(1)</b>	<b>20</b>	<b>1512353</b>	<b>1512353</b>	<b>38.78</b>	<b>38.78</b>	<b>0</b>	<b>0.00</b>
	<b>2 Foreign</b>							
a	Individuals (NRI/Foreign Individuals)	2	206610	206610	5.30	5.30	0	0.00
b	Bodies Corporate	0	0	0	0.00	0.00	0	0.00
c	Institutions	0	0	0	0.00	0.00	0	0.00
d	Qualified Foreign Investor	0	0	0	0.00	0.00	0	0.00
e	Any Others(Specify)	0	0	0	0.00	0.00	0	0.00
	<b>Sub Total(A)(2)</b>	<b>2</b>	<b>206610</b>	<b>206610</b>	<b>5.30</b>	<b>5.30</b>	<b>0</b>	<b>0.00</b>
	<b>Total Shareholding of Promoter and Promoter Group</b>	<b>22</b>	<b>1718963</b>	<b>1718963</b>	<b>44.08</b>	<b>44.08</b>	<b>0</b>	<b>0.00</b>
(B)	<b>Public shareholding</b>							
	<b>1 Institutions</b>							
(a)	Mutual Funds/ UTI	0	0	0	0.00	0.00	0	0.00
(b)	Financial Institutions / Banks	0	0	0	0.00	0.00	0	0.00
(c)	Central Government/ State Government(s)	0	0	0	0.00	0.00	0	0.00
(d)	Venture Capital Funds	0	0	0	0.00	0.00	0	0.00
(e)	Insurance Companies	0	0	0	0.00	0.00	0	0.00
(f)	Foreign Institutional Investors	0	0	0	0.00	0.00	0	0.00
(g)	Foreign Venture Capital Investors	0	0	0	0.00	0.00	0	0.00
(h)	Qualified Foreign Investor	0	0	0	0.00	0.00	0	0.00
(i)	Any Other (specify)	0	0	0	0.00	0.00	0	0.00
	<b>Sub-Total (B)(1)</b>	<b>0</b>	<b>0</b>	<b>0</b>	<b>0.00</b>	<b>0.00</b>	<b>0</b>	<b>0.00</b>



For CHOKSI IMAGING LIMITED.

*N. K. R. R. R.*

COMPANY SECRETARY

<b>B 2</b>	<b>Non-institutions</b>								
(a)	Bodies Corporate	67	167649	162749	4.30	4.30	0	0.00	
(b)	Individuals								
I	Ind-Hold nominal shr capital upto Rs.1L	2347	1266064	982664	32.46	32.46	0	0.00	
II	Ind-Hold nominal shr capital in excess of Rs.1L	20	587412	587412	15.06	15.06	0	0.00	
(c)	Qualified Foreign Investor	0	0	0	0.00	0.00	0	0.00	
(d)	Any Other (specify)								
(d-i)	Others	0	0	0	0.00	0.00	0	0.00	
(d-ii)	Clearing member	2	226	226	0.00	0.00	0	0.00	
(d-iii)	NRIs	18	144186	31686	3.70	3.70	0	0.00	
(d-iv)	NRI Corp Bodies	0	0	0	0.00	0.00	0	0.00	
(d-v)	Foreign Corp Bodies (Including FDI)	0	0	0	0.00	0.00	0	0.00	
(d-vi)	Customers	0	0	0	0.00	0.00	0	0.00	
(d-vii)	Suppliers	0	0	0	0.00	0.00	0	0.00	
(d-viii)	Foreign Nationals	0	0	0	0.00	0.00	0	0.00	
(d-ix)	Trusts	0	0	0	0.00	0.00	0	0.00	
(d-x)	Foreign (Promoters)	0	0	0	0.00	0.00	0	0.00	
(d-xi)	Directors	6	12100	5100	0.31	0.31	0	0.00	
(d-xii)	Directors Relatives	5	3400	0	0.09	0.09	0	0.00	
(d-xiii)	Foreign Individuals (Including FDI)	0	0	0	0.00	0.00	0	0.00	
	<b>Sub-Total (B)(2)</b>	<b>2465</b>	<b>2181037</b>	<b>1769837</b>	<b>55.92</b>	<b>55.92</b>	<b>0</b>	<b>0.00</b>	
<b>(B)</b>	<b>Total Public Shareholding (B)= (B)(1)+(B)(2)</b>	<b>2465</b>	<b>2181037</b>	<b>1769837</b>	<b>55.92</b>	<b>55.92</b>	<b>0</b>	<b>0.00</b>	
	<b>TOTAL (A)+(B)</b>	<b>2487</b>	<b>3900000</b>	<b>3488800</b>	<b>100.00</b>	<b>100.00</b>	<b>0</b>	<b>0.00</b>	
<b>(C)</b>	<b>Shares held by Custodians and against which Depository Receipts have been issued</b>								
1	Promoter and Promoter Group	0	0	0	0.00	0.00	0	0.00	
2	Public -				0.00	0.00		0.00	
	<b>Sub-Total (C)</b>	<b>0</b>	<b>0</b>	<b>0</b>	<b>0.00</b>	<b>0.00</b>	<b>0</b>	<b>0.00</b>	
	<b>GRAND TOTAL (A)+(B)+(C)</b>	<b>2487</b>	<b>3900000</b>	<b>3488800</b>	<b>100.00</b>	<b>100.00</b>	<b>0</b>	<b>0.00</b>	



For CHOKSI IMAGING LIMITED.  
*Nikita Pednekar*  
 COMPANY SECRETARY

**(I)(b) Statement showing holding of securities (including shares, warrants, convertible securities) of persons belonging to the category "Promoter and Promoter Group"**

Sr. No.	Name of the shareholder	Details of Shares held		Encumbered shares (*)			Details of warrants		Details of convertible securities		Total shares (including underlying shares assuming full conversion of warrants and convertible securities) as a % of diluted share capital
		Number of shares held	As a % of grand total (A)+(B)+( C )	No.	As a percentage	As a % of grand total (A)+(B)+(C) of sub-clause (I)(a)	Number of warrants held	As a % Total Number of warrants of the same Class	Number of convertible securities held	As a % Total Number of convertible securities of the same Class	
(I)	(II)	(III)	(IV)	(V)	(VI)	(VII)	(VIII)	(IX)	(X)	(XI)	(XII)
1	ANIL VADILAL CHOKSI	189927	4.87	0	0.00	0.00	0	0.00	0	0.00	0.00
2	BHARTI CHOKSI	17500	0.45	0	0.00	0.00	0	0.00	0	0.00	0.00
3	DEEPA CHOKSI	5939	0.15	0	0.00	0.00	0	0.00	0	0.00	0.00
4	GAURANGI CHOKSI	9999	0.26	0	0.00	0.00	0	0.00	0	0.00	0.00
5	GAURAV SURESH CHOKSI	194960	5.00	0	0.00	0.00	0	0.00	0	0.00	0.00
6	JAYENDRA KANTILAL DALAL	5000	0.13	0	0.00	0.00	0	0.00	0	0.00	0.00
7	KOKILA SUDHAKAR LAGALI	35000	0.90	0	0.00	0.00	0	0.00	0	0.00	0.00
8	KUSUM CHOKSI	72230	1.85	0	0.00	0.00	0	0.00	0	0.00	0.00
9	MINAXI SURESH CHOKSI	293204	7.52	0	0.00	0.00	0	0.00	0	0.00	0.00
10	MITALI N BENGALI	42000	1.08	0	0.00	0.00	0	0.00	0	0.00	0.00
11	NAIMISH CHOKSI	131599	3.37	0	0.00	0.00	0	0.00	0	0.00	0.00
12	NAINESH VINOD BENGALI	85500	2.19	0	0.00	0.00	0	0.00	0	0.00	0.00
13	NALINI JAYENDRA DALAL	10000	0.26	0	0.00	0.00	0	0.00	0	0.00	0.00
14	RATNA GAURAV CHOKSI	101500	2.60	0	0.00	0.00	0	0.00	0	0.00	0.00
15	SAMIR CHOKSI	86565	2.22	0	0.00	0.00	0	0.00	0	0.00	0.00
16	SHARAVATI CHOKSI	3350	0.08	0	0.00	0.00	0	0.00	0	0.00	0.00
17	SUNIL CHOKSI	75575	1.94	0	0.00	0.00	0	0.00	0	0.00	0.00
18	SURESH VADILAL CHOKSI	19000	0.49	0	0.00	0.00	0	0.00	0	0.00	0.00
19	TUSHAR KANUBHAI CHOKSI	82133	2.10	0	0.00	0.00	0	0.00	0	0.00	0.00
20	URMILA K CHOKSI	76372	1.96	0	0.00	0.00	0	0.00	0	0.00	0.00
21	VARSHA PRASHANT SHAH	10000	0.25	0	0.00	0.00	0	0.00	0	0.00	0.00
22	YAMINI CHOKSI	171610	4.40	0	0.00	0.00	0	0.00	0	0.00	0.00
<b>TOTAL</b>		<b>1718963</b>	<b>44.07</b>	<b>0</b>	<b>0.00</b>	<b>0.00</b>	<b>0</b>	<b>0.00</b>	<b>0</b>	<b>0.00</b>	<b>0.00</b>

(\*) The term "encumbrance" has the same meaning as assigned to it in regulation 28(B) of the SAST Regulations, 2011




For CHOKSI IMAGING LIMITED.

*N. K. P. Reddy*  
COMPANY SECRETARY

**(I)(c)(i) Statement showing holding of securities (including shares, warrants, convertible securities) of persons belonging to the category "Public" and holding more than 1% of the total number of shares.**

Sr. No.	Name of the shareholder	Number of shares held	Shares as a percentage of total number of shares {i.e., Grand Total (A)+(B)+(C) indicated in Statement at para (I)(a) above}	Details of warrants		Details of convertible		Total shares (including underlying shares assuming full Conversion of warrants and convertible securities) as a % of diluted share capital
				Number of warrants held	As a % Total Number of warrants of the same Class	Number of convertible securities held	As a % Total Number of convertible securities of the same Class	
1	AKSHOBHYA HEALTHCARE PVT LTD	78407	2.01	0	0.00	0.00	0	0.00
2	ARPIT KANTILAL PATEL	41809	1.07	0	0.00	0.00	0	0.00
3	BINA BENGALI	75000	1.92	0	0.00	0.00	0	0.00
4	PINAKIN RAMNIKLAL MODY	51142	1.31	0	0.00	0.00	0	0.00
5	SMITA VINOD BENGALI	70000	1.80	0	0.00	0.00	0	0.00
6	VINOD MANGALDAS BENGALI	93000	2.38	0	0.00	0.00	0	0.00
	<b>TOTAL</b>	<b>409358</b>	<b>10.49</b>	<b>0</b>	<b>0.00</b>	<b>0.00</b>	<b>0</b>	<b>0.00</b>




For CHOKSI IMAGING LIMITED.

*Neha Pecholija*

COMPANY SECRETARY

**(I)(c)(ii) Statement showing holding of securities (including shares, warrants, convertible securities) of persons (together with PAC) belonging to the category "Public" and holding more than 5% of the total number of shares of the company**

Sr. No.	Name(s) of the shareholder(s) and the Persons Acting in Concert (PAC) with them	Number of shares	Shares as a percentage of total number of shares {i.e., Grand Total (A)+(B)+(C) indicated in Statement at para (I)(a) above}	Details of warrants		Details of convertible		Total shares (including underlying shares assuming full Conversion of warrants and convertible securities) as a % of diluted share capital
				Number of warrants	As a % Total Number of warrants of the same Class	Number of convertible securities held	% w.r.t Total Number of convertible securities of the same Class	
1		0	0.00	0	0.00	0	0.00	0.00
	<b>TOTAL</b>	<b>0</b>	<b>0.00</b>	<b>0</b>	<b>0.00</b>	<b>0</b>	<b>0.00</b>	<b>0.00</b>



For CHOKSI IMAGING LIMITED.  
*Nibala Pehelwaj*  
 COMPANY SECRETARY

**(I)(d) Statement showing details of locked-in shares**

<b>Sr. No.</b>	<b>Name of the shareholder</b>	<b>Number of locked-in shares</b>	<b>Locked-in shares as a percentage of total number of shares {i.e., Grand Total (A)+(B)+(C) indicated in Statement at para (I)(a) above}</b>	<b>Promoter / Promoter Group / Public</b>
1		0	0.00	0.00
	<b>TOTAL</b>	<b>0</b>	<b>0.00</b>	<b>0.00</b>

For CHOKSI IMAGING LIMITED.

*Nilesh P. Choudhary*

COMPANY SECRETARY




(II)(a) Statement showing details of Depository Receipts (DRs)

Sr. No.	Type of outstanding DR (ADRs, GDRs, SDRs, etc.)	Number of outstanding DRs	Number of shares underlying outstanding DRs	Shares underlying outstanding DRs as a percentage of total number of shares {i.e., Grand Total (A)+(B)+(C) indicated in Statement at para (I)(a) above}
1		0	0	0
	<b>TOTAL</b>	<b>0</b>	<b>0</b>	<b>0</b>

For CHOKSI IMAGING LIMITED.

*Nobita Pehndeyin*

COMPANY SECRETARY





**(II)(b) Statement showing holding of Depository Receipts (DRs), where underlying shares held by 'promoter/promoter group' are in excess of 1% of the total number of shares**

Sr. No.	Name of the DR Holder	Type of outstanding DR (ADRs, GDRs, SDRs, etc.)	Number of shares underlying outstanding DRs	Shares underlying outstanding DRs as a percentage of total number of shares {i.e., Grand Total (A)+(B)+(C) indicated in Statement at para (I)(a) above}
1		0	0	0
	<b>TOTAL</b>	<b>0</b>	<b>0</b>	<b>0</b>

For CHOKSI IMAGING LIMITED.

*Nibali Patel*

COMPANY SECRETARY

